GEA 2H PLASdek® Cross-Fluted Fills with HX-Factor

Efficient Water Cooling in Cooling Towers



Excellent heat and mass transfer due to the high mixing turbulences by the cross-fluted structure – that's what you get from GEA 2H PLASdek® cross-fluted fills. With their high specific surface areas they achieve highly efficient water cooling at low pressure drops.

In the manufacturing process developed by GEA the foils are reinforced at the outer edges and in the middle and are therefore very stable. This makes the GEA film fill media extraordinarily resistant to erosion. The unique GEA welding method connects the single foils with up to 20.000 welding points per m^3. This high number of connections results in robust packings with high mechanical load capacity.

Bearing capacity and weight/m^3 depend on sheet thickness. It will be selected according to customer specification in consideration of process conditions and safety factors for temperatures, lifetime and material properties. Our experts recommend solutions for the support structure on request.

Our products have got the HX-Factor. It is our promise and stands for our unique competence in water and waste water treatment and in heat exchange (**HX** = **H**EAT E**X**CHANGE).

HX-Factors of our Cross-Fluted Fills

- High resistance to erosion provided by patented foil thickness distribution and reinforced edges
- Self-supporting structure – High bearing capacity achieved by large number of connecting points and variable sheet thickness
- Flexibility in material and dimensions makes adaptation to plant requirements easy
- Long service life due to chemical, bacterial and UV resistance of PP and PVC
- Easy and economical installation

GEA 2H PLASdek® Cross-Fluted Fills

Technical Data

	PP	PVC
Maximum length	96 "	
Maximum width	24 "	
Maximum Height	12" or 24 "	
Continuous operating temperature*	176 °F	131 °F
Max. operating temp. (short time)*	194 °F	140 °F

*Depending on recipe/additives higher temperatures can be reached by HT-additives.

Maximum tolerances: On all dimensions +/- ¾" or 2 % whichever is the greater. Tighter tolerances by prior agreement.

Maximum application temperature: The operational temperature should be measured at the inlet pipe of the system and should not exceed the maximum temperature stated in this document.

High temperature applications: Fill media in high-temperature version in PVC (up to 167 °F) and PP (up to 212 °F) available on request.

Types

Application Counter-flow cooling towers		Type	Material	Specific surface area ft²/ft³	Corrugation height mm
Clean water		KZP 312/612	PP	73	12
		KZC 312/612	PVC	73	12
Slightly polluted water		KPP 312/612	PP	71	12
		KPC 312/612	PVC	71	12
Slightly polluted water		KFP 319/619	PP	46	19
		KFC 319/619	PVC	46	19
Polluted water		KFP 327/627	PP	38	27
		KFC 327/627	PVC	38	27
Strongly polluted water		KFP 338/638	PP	21	38
		KFC 338/638	PVC	21	38

PVC-material: Unplasticized (uPVC)

PP-material: Impact-resistant, environmentally friendly

PVC and PP material: Resistant to rot, fungi and most dissolved chemicals, UV-stabilized

Flammability: Products in flame retardant version according to American and European standards available on request. National regulations on fire protection should be taken into consideration be-fore choosing a product.

This information has been put together with greatest care. However, any performance data given in this leaflet is subject to compliance with certain surrounding conditions and hence may vary from case to case. Further, we reserve the right to make changes at any time without notice. We strongly recommend (i) reconfirmation with GEA 2H whether this information is still fully valid, before using it for final designs and (ii) to verify performance data taking into account the actual surrounding conditions. GEA 2H takes no responsibility for any consequences due to non-compliance with these recommendations.

Management System ISO 9001:2008
TÜVRheinland ZERTIFIZIERT
www.tuv.com ID 9105070210

GEA 2H Water Technologies, Germany, is ISO 9001:2008 certified.

GEA Heat Exchangers

GEA 2H Water Technologies GmbH

Dieselweg 5, 48493 Wettringen, Germany
Phone +49 25 57 / 93 90 0, Fax +49 25 57 / 93 90 49
2h.hx.de@gea.com, www.gea-2h.com

GEA 2H Water Technologies

14151 Interdrive West - Houston, Texas 77032
Phone 281-227-7900, Fax 281-227-7084
2h.hx.us@gea.com

© GEA 2H Water Technologies GmbH. Subject to modification. K4-01/2015-WC-2015-0003-US