VERTICAL OPERATION
(1 : 12)

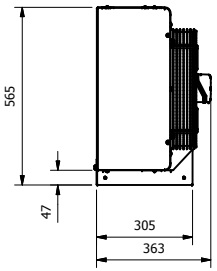

MSA112 / 113 / 114
(1 : 12)

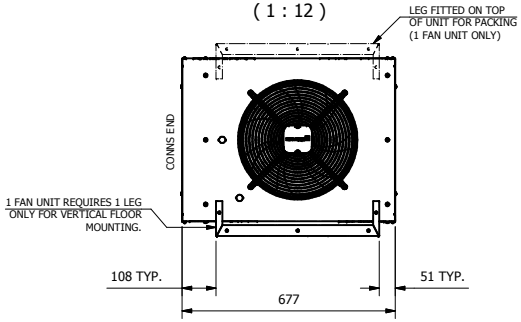

MSA122 / 123 / 124
(1 : 12)

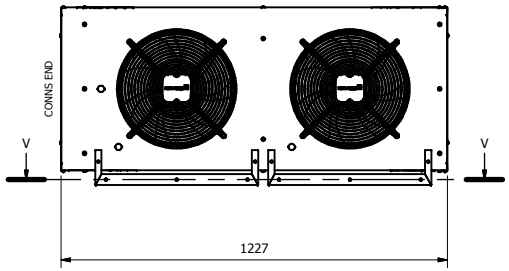

MSA132 / 133 / 134
(1 : 12)

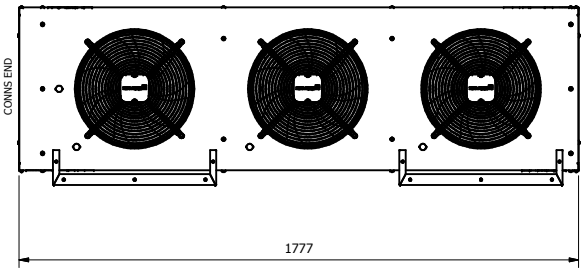

HORIZONTAL OPERATION
(1 : 12)

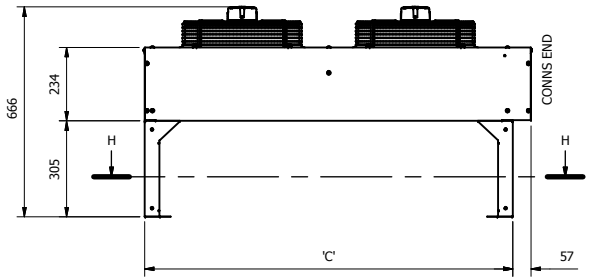

HORIZONTAL OPERATION
(1 : 12)

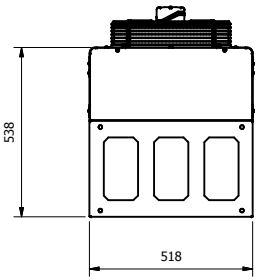

WALL MOUNTED OPERATION
(1 : 12)

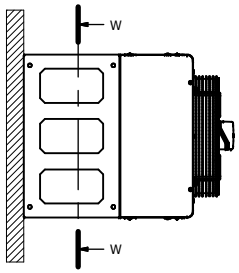

W-W (1 : 12)
WALL MOUNTED FOOTPRINT

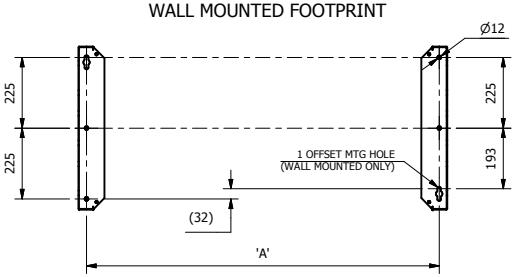

H-H (1 : 12)
HORIZONTAL FLOOR MOUNTED FOOTPRINT

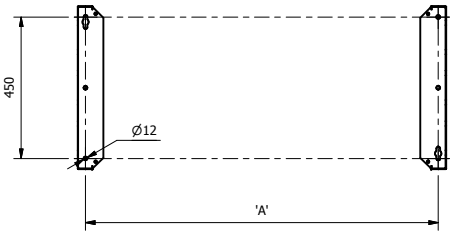

V-V (1 : 12)
VERTICAL FLOOR MOUNTED FOOTPRINT

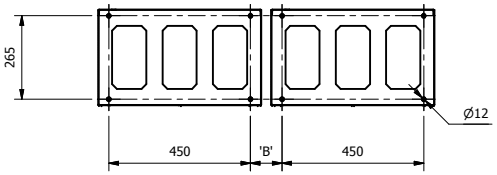

NOTES:

1) UNITS AND FANS SOLD / SUPPLIED SEPARATELY

2) UNITS PACKED IN VERTICAL ARRANGEMENT

DIMS TABLE

UNIT	COIL ROWS	FANS	DIM A	DIM B	DIM C	WEIGHT (LESS FAN)	WEIGHT (INC. FAN)
MSA112	2	1	570	N/A	620	20 Kg	24 Kg
MSA113	3	1	570	N/A	620	22 Kg	27 Kg
MSA114	4	1	570	N/A	620	24 Kg	29 Kg
MSA122	2	2	1120	100	1170	29 Kg	39 Kg
MSA123	3	2	1120	100	1170	33 Kg	42 Kg
MSA124	4	2	1120	100	1170	37 Kg	47 Kg
MSA132	2	3	1670	650	1720	38 Kg	52 Kg
MSA133	3	3	1670	650	1720	44 Kg	58 Kg
MSA134	4	3	1670	650	1720	50 Kg	64 Kg

REVISION HISTORY

ISSUE	MODIFICATION DETAILS	ECN No.	DATE	BY
8	DIMS CHANGED TO HAVE NO DECIMAL PLACE		14/03/2012	T_Bryant
7	UPDATED FOR MK2 UNITS		12/09/2011	T_Bryant
6	WEIGHTS ADJUSTED FOR CHANGE TO 0.16mm FIN. HEADER AND RETURN BEND COVERS ALSO ADDED TO WEIGHTS.	9453	06/05/2011	T_Bryant
5	UNIT WIDTH REDUCED TO 528mm	9439	28/04/2011	T_Bryant
4	UNIT DESIGNATIONS UPDATED. TOP PACKED VIEW AND PACKED LENGTHS ADDED		20/04/2011	T_Bryant
3	WEIGHTS ADJUSTED. WALL MOUNTED FOOTPRINT CHANGED		24/01/2011	T_Bryant
2	O/A DIMENSIONS ADDED. CASEWORK NOTE ADDED.		01/09/2010	T_Bryant

THIRD ANGLE PROJECTION

Sheet Size A2

IF IN DOUBT ASK DO NOT SCALE

GEA Searle

© GEA Searle Ltd - All Rights Reserved
"This document is protected by copyright, and the design it contains is protected by both copyright & design right, all such rights being owned by GEA Searle Ltd. This document may also contain information which is confidential to that Company. Neither this document nor the design or information which it contains may therefore be used, sold, licensed, transferred, copied, lent, disclosed to any third party or otherwise be reproduced in whole or in part an any manner or form than with the prior written consent of that Company."

Finish

Weight 46.1 kg

Material

TOLERANCES - UNLESS OTHERWISE STATED
Simple Assy's (max 3 Parts) ± 1.0mm
Complex Assy's (multiple Parts) ± 3.0mm

Checked

CUSTOMER / PROJECT NO EP1215

Job No.

Description BROCHURE GA

Designed By T_Bryant Date 31/08/2011

Drawn By T_Bryant Date 01/09/2010

Part No. / 3D Model Ref. MSA124

Sheet Number 1 of 1

Drawing / File Ref. MSA-BROCHURE-GA.dwg

Issue 8